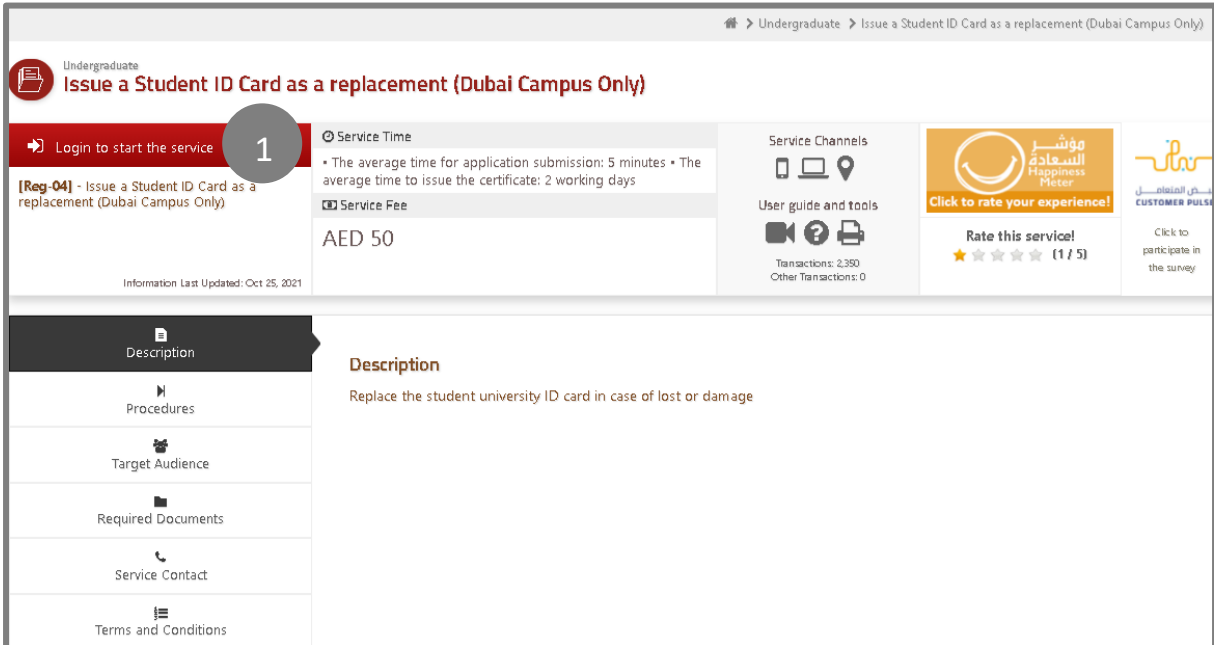


Issue a Student ID Card as a replacement (Dubai Campus Only)

End-User Guide

Step 1: Login

1- Click on **(Login to start the service)**. If you are already logged in, skip to Step2.



Undergraduate > Issue a Student ID Card as a replacement (Dubai Campus Only)

1 Login to start the service

[Reg-04] - Issue a Student ID Card as a replacement (Dubai Campus Only)

Information Last Updated: Oct 25, 2021

Service Time
• The average time for application submission: 5 minutes • The average time to issue the certificate: 2 working days

Service Fee
AED 50

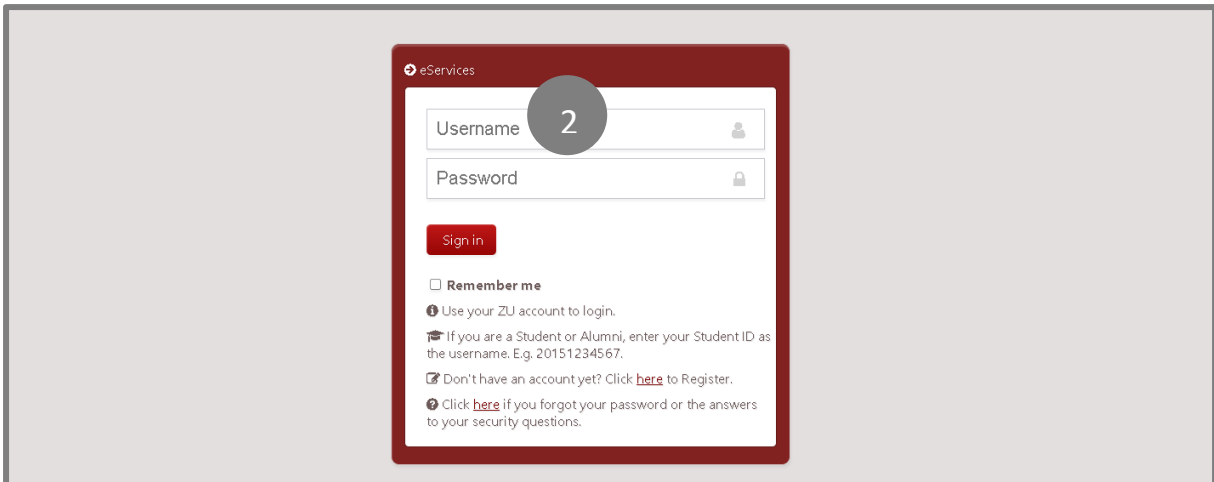
Service Channels
User guide and tools
Transactions: 2,350
Other Transactions: 0

Rate this service!
★ ★ ★ ★ ★ (17 / 5)

Description
Replace the student university ID card in case of lost or damage

Procedures
Target Audience
Required Documents
Service Contact
Terms and Conditions

2- Enter your **Username (ZU ID)** and **Password**, then click on **(Sign in)**.



eServices

2 Username

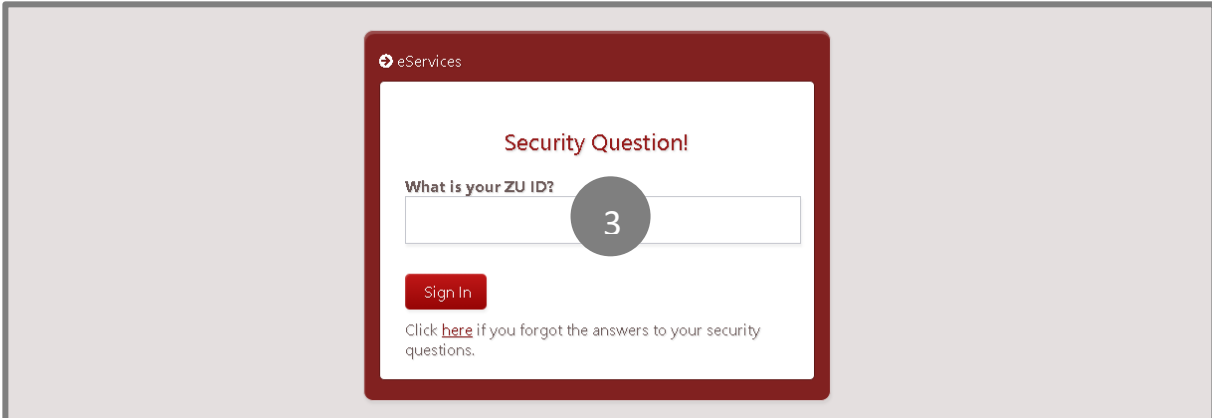
Password

Sign in

Remember me

Use your ZU account to login.
If you are a Student or Alumni, enter your Student ID as the username. E.g. 20151234567.
Don't have an account yet? Click [here](#) to Register.
Click [here](#) if you forgot your password or the answers to your security questions.

3- Answer the **Security Question**, then click on **(Sign In)**.



eServices

Security Question!

What is your ZU ID?

3

Sign In

Click [here](#) if you forgot the answers to your security questions.

Step 2: Service Completion

1- Click on **(Start the service)** to start.

Undergraduate > Undergraduate > Issue a Student ID Card as a replacement (Dubai Campus Only)

Undergraduate
Issue a Student ID Card as a replacement (Dubai Campus Only)

1 Start the service

[Reg-04] Issue a Student ID Card as a replacement (Dubai Campus Only)

Information Last Updated: Oct 25, 2021

Service Time
• The average time for application submission: 5 minutes • The average time to issue the certificate: 2 working days

Service Fee
AED 50

Service Channels

User guide and tools

Transactions: 2,350
Other Transactions: 0

Rate this service!
★ ★ ★ ★ ★ (1 / 5)
Click to participate in the survey

Description
Replace the student university ID card in case of lost or damage

Procedures
Target Audience
Required Documents
Service Contact
Terms and Conditions

2- Enter your **comment**.

3- Tick the Check box next to **(I'm not a robot)**, then click on **(Next)**.

4- To save the form and submit it later, click on **(Save as Draft)**. Otherwise, click on **(Submit)**.

Undergraduate > Undergraduate > Issue a Student ID Card as a replacement (Dubai Campus Only)

50% Progress

+ Service Card (Service Information)

+ E-Services Request Form

Issue a Student ID Card as a replacement (Dubai Campus Only)

Campus : Dubai
Your comment

2

Attached file:
Choose File No file chosen

Common image file types are accepted including ms office files or pdf. File size limit is 5m b. For multiple files, please combine them in one ZIP file.

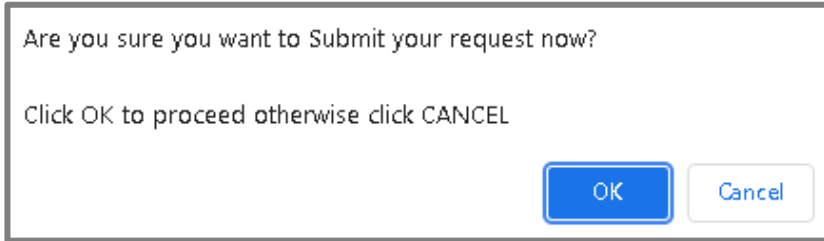
I'm not a robot
reCAPTCHA
Recaptcha - Terms

3

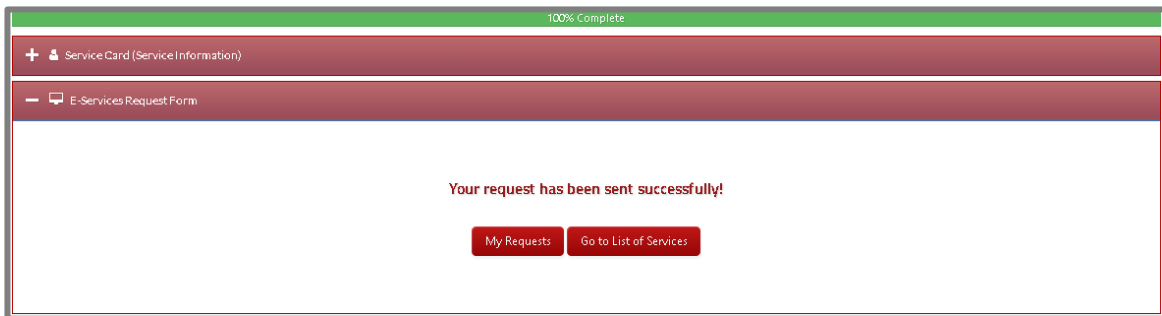
Save as Draft Submit

4

5- Click on **(OK)** if you see below pop-up message.



6- The below window will appear confirming the submission of your request.



Thank you for using this tutorial



إدارة تقنية المعلومات
Information Technology Department