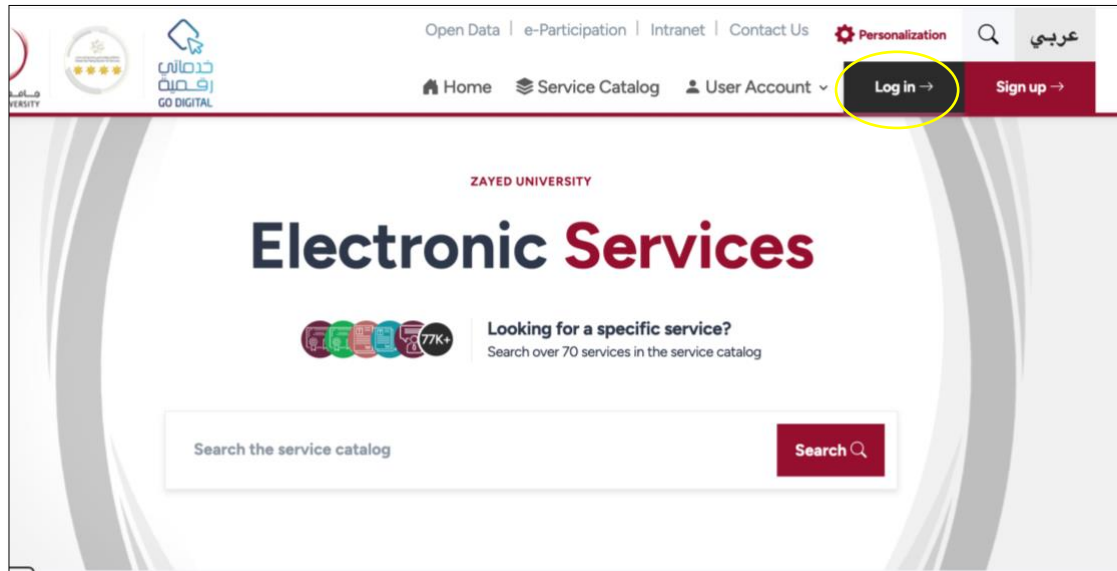


Alumni ID Card

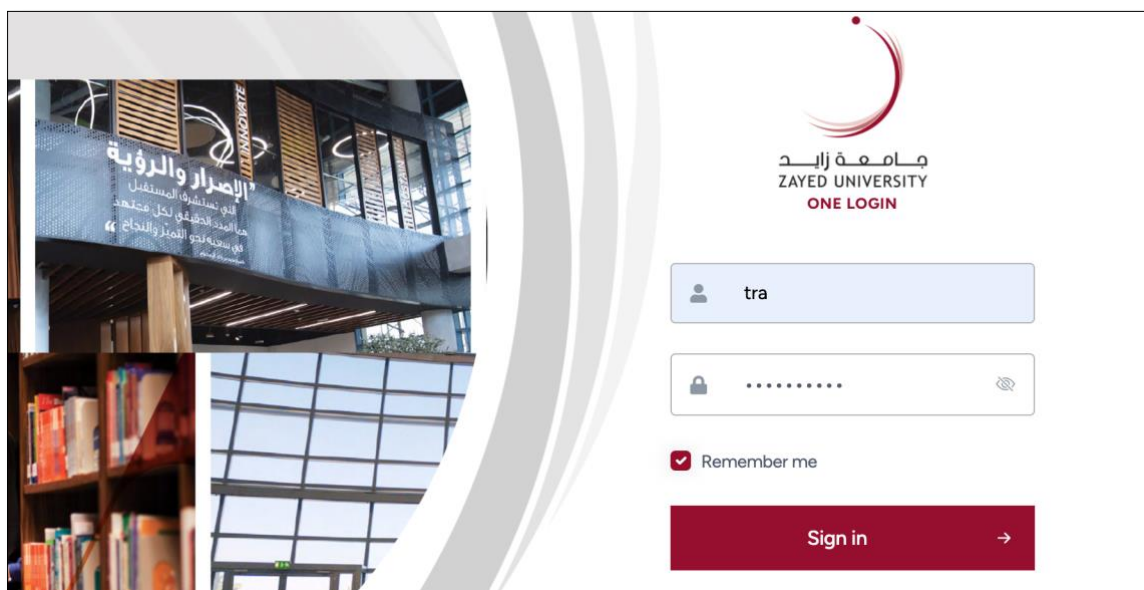
End-User Guide

Step 1: Login

1- Click on (**Login to start the service**). If you are already logged in, skip to Step2.

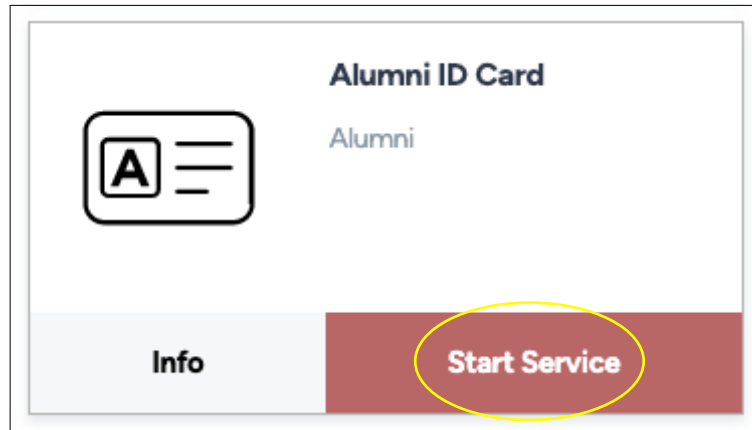


2- Enter your **Username** (ZU ID) and **Password**, then click on (**Sign in**).



Step 2: Service Completion

1- Click on **(Start the service)** to start. You will be redirected to the portal.



2- Fill the application request, then click on **(Submit)**.

Alumni ID Card Request

Full Name TRA Demo Student	Student ID tra
Major Multimedia Design (BMMD)	College Art and Creative Enterprises (CA)
Contact Number <input type="text" value="971501234567"/>	Personal Email ID <input type="text" value="academicapps@zu.ac.ae"/>

Photo
 No file chosen
Accepted image file format (png/jpg/jpeg) with clear white background. The maximum file size is 500KB. Recommended image dimension is 80x80 px size.

Message
Enter message to request ID card

Number of records shown: 0
Show entries

Message	Requested Date	Status	Contact Numbers	Personal Email	Approver Message
No data available in table					

Thank you for using this tutorial



إدارة تقنية المعلومات
Information Technology Department