



Admission Portal

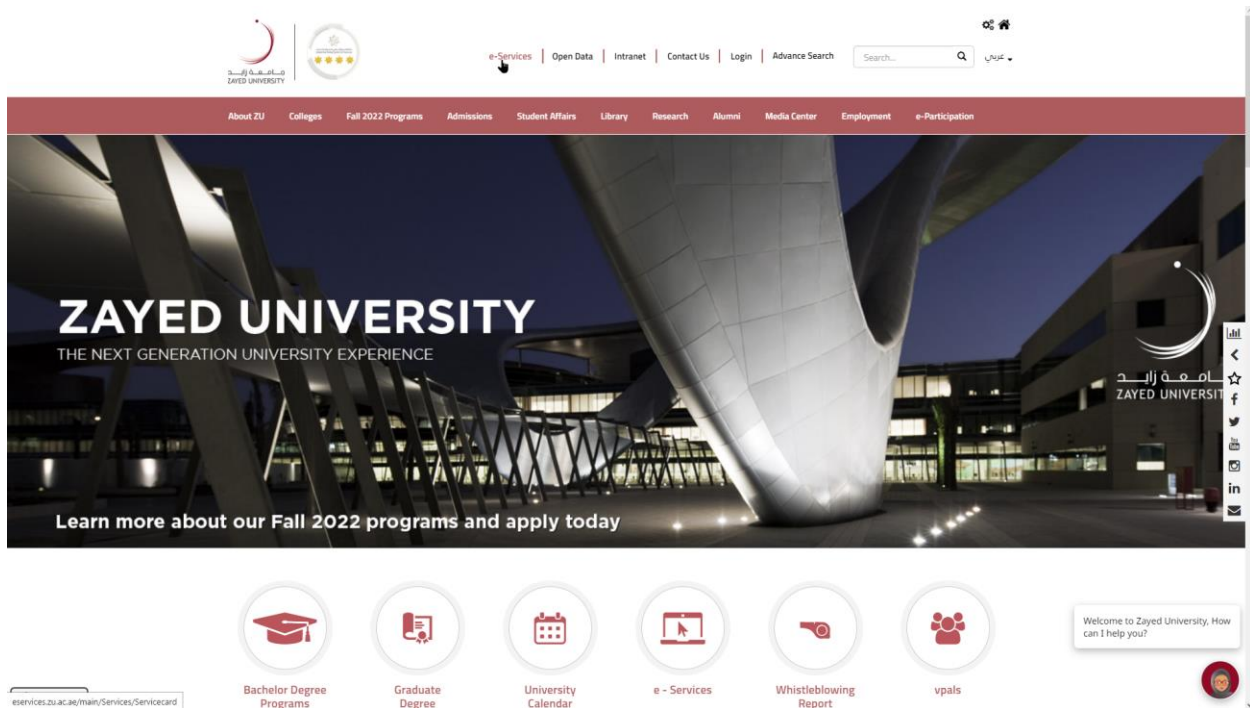
Scholarship Application for International Students

Table of Contents

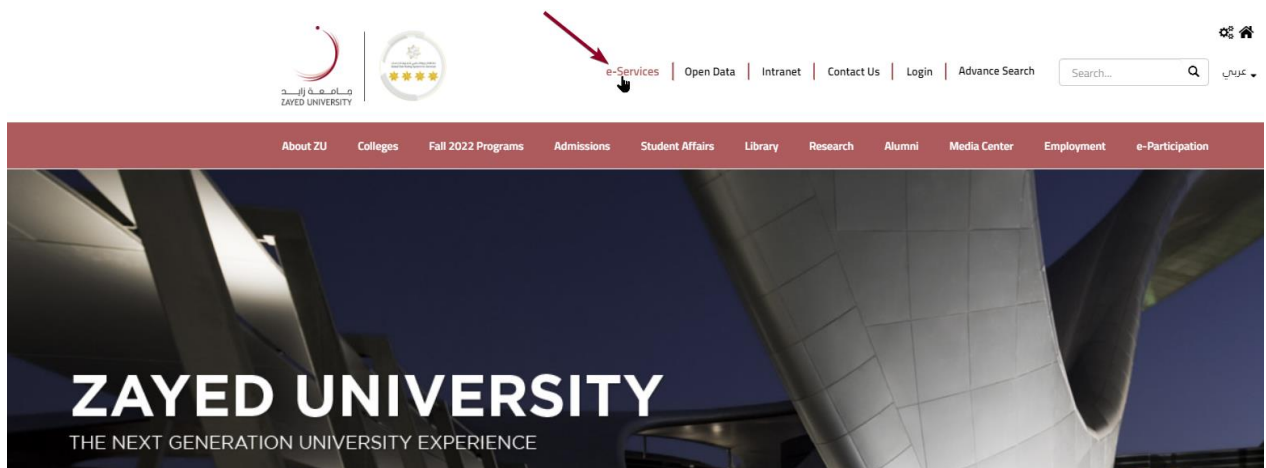
Getting Started	2
ZU Electronic Services Portal	3
Register a new account	3
Account Confirmation.....	5
Scholarship Request	6
Scholarship Application form	7
Scholarship types.....	7
Filling up the form	7
Saving as draft.....	8
Retrieving application	8
Submitting your application.....	8

Getting Started

To start, visit the Zayed University website, <https://www.zu.ac.ae>.

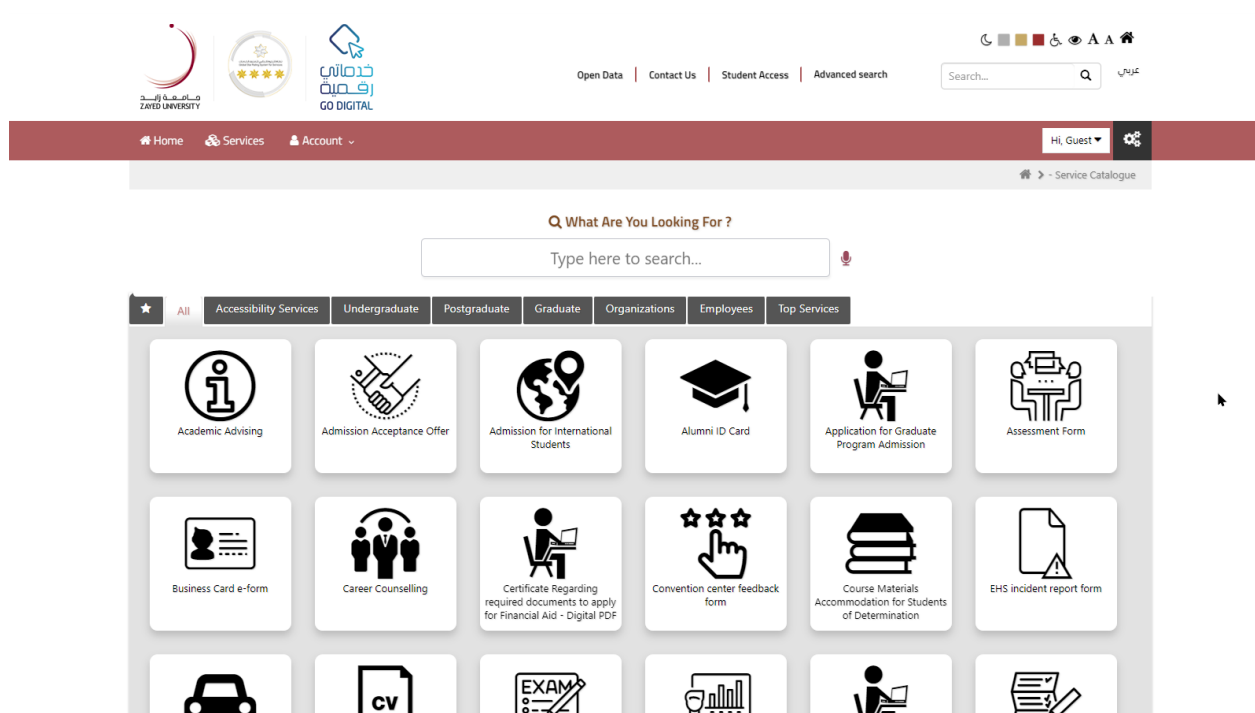


Click on **e-Services** link.




ZU Electronic Services Portal

All international students (None- Emirati) that meet our admission requirements can apply for a scholarship via the ZU e-Services portal. To apply for scholarship, follow the steps on this guide.



Register a new account

You need to have an account with us to apply for scholarship. If you don't have account yet, register an account by navigating to **Account > New Account**.



In the Register an account page, click on **Register a New Account**.

Home Services Account

Hi, Guest

My Account

Register a new account

If you are an active ZU student/graduate or staff with an active network account, use your network account to login

Login with ZU Network Account

Do you have a ZU Student ID?

If you are an alumni or a former ZU student, register using your ZU Student ID

Login or Register using your Student ID

Sign up and create a new individual account

Register a New Account

Fill up the form to create your login account and your profile information.

Login Info

User Name*

Email*

Confirm Password*

Confirm Password*

Note:

- Your password should be 6 characters at least
- Your password should not contains sequence/ e.g.: abc, ABC, 123 etc.

Security Update Form

Security Question 1*

What was your childhood nickname?

Security Answer 1*

Security Question 2

What was your childhood nickname?

Security Answer 2

Personal Information

Full Name*

Full Name (Arabic)

Nationality*

Afghanistan

Gender* Male Female

Mobile Number:*

Other Mobile Number:

Phone Number:

PO Box:

Address:*

Submit Reset

Click **Submit** once done.

Account Confirmation

A verification email will be sent to the email address that you have registered. Follow the instructions to activate your account.

[Test] ZU eService Account Confirmation



ZU eServices <sys-email@zu.ac.ae>

To: [redacted]

Reply Reply All Forward ...

Tue 06/21/2022 2:17 PM

Dear [redacted],

Thank you for your Registration!

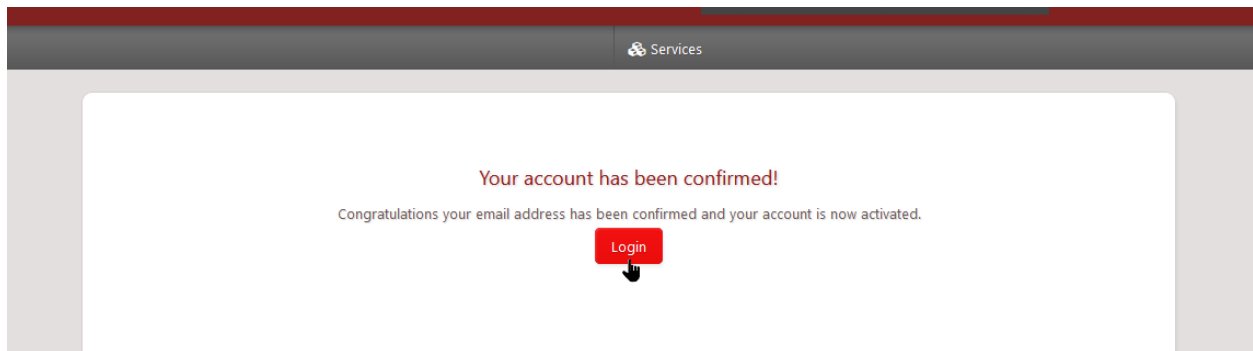
Your User Id : [redacted]

Your account has been created. Please click on the verification link below to activate your account.

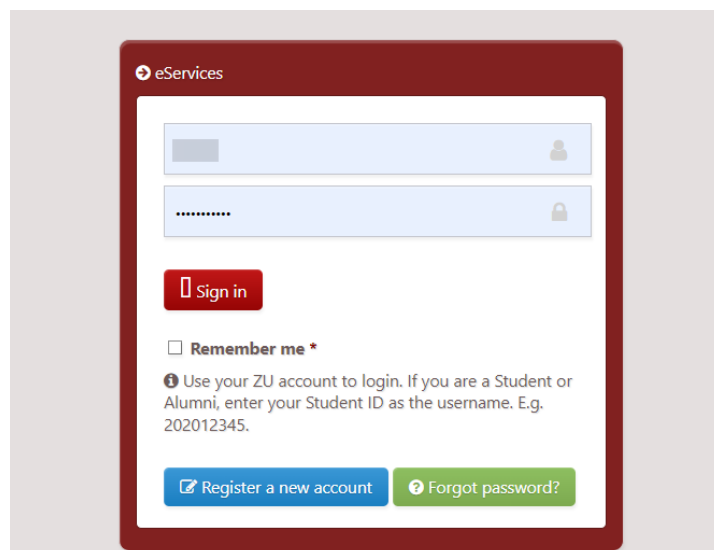
Activation Url: [redacted]

Thank you,
ZU eServices Team

On the confirmation page, click on **Login** button.




Sign in using your username and password.

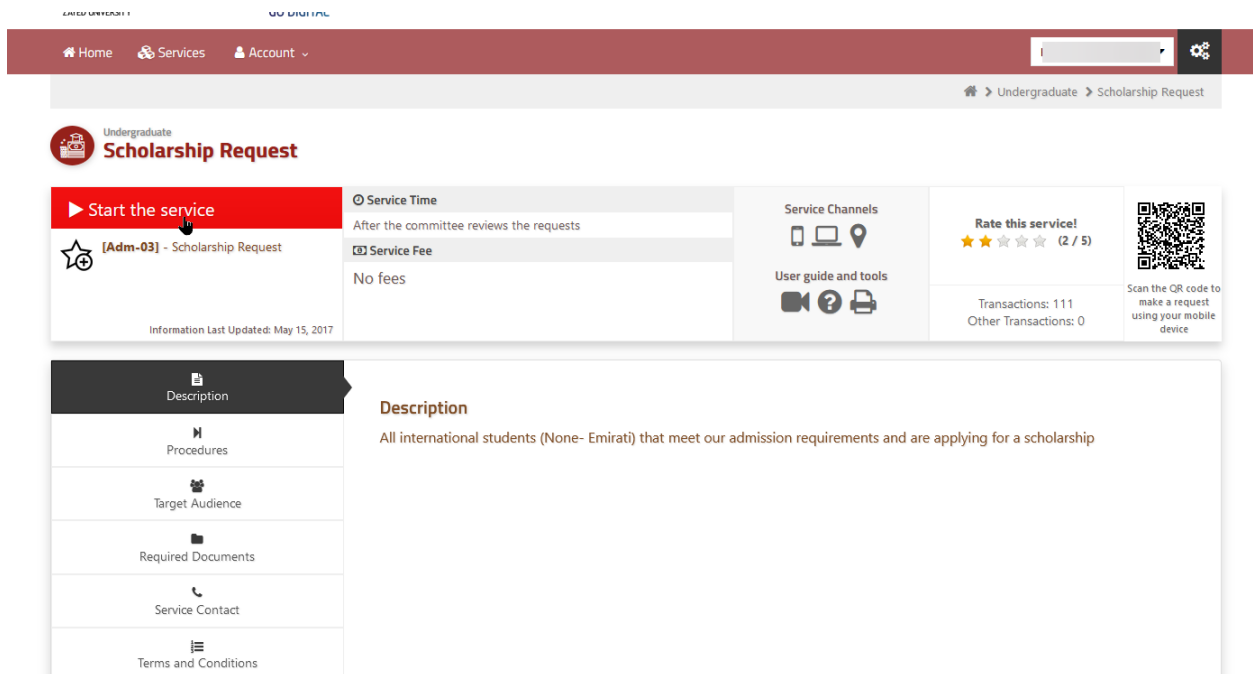


Scholarship Request

On the e-Service portal home page, search for "Scholarship Request" then click on the **Scholarship Request** icon.



Read the information of the **Scholarship Request** then click "Start the service"



Scholarship Application form

Scholarship types

There are 3 types of scholarship that you can choose to apply for, select the type that is applicable to you the most.

- Undergraduate Merit Scholarships
- Undergraduate Family Grant
- Undergraduate Tuition Fee Discount for Children of ZU Employees

Scholarship Application for International Undergraduate Students
Scholarship Details

What type of scholarship do you wish to apply for?

Undergraduate Merit Scholarships

Undergraduate Family Grant

Undergraduate Tuition Fee Discount for Children of ZU Employees

The eligibility requirements are outlined when you choose the type. Read the requirements carefully!

Filling up the form

Fill up your personal details and upload the documents. Make sure to complete all the required fields.

PERSONAL DETAILS

<p>Student ID</p> <input type="text"/>	<p>Student Name*</p> <input type="text"/>
<p>Date Of Birth (dd/mm/yyyy)* 6/23/2022</p>	<p>Gender</p> <p><input type="radio"/> Male <input checked="" type="radio"/> Female</p>
<p>Email*</p> <input type="text"/>	<p>Alternate Email*</p> <input type="text"/>
<p>Mobile*</p> <input type="text"/>	<p>Telephone*</p> <input type="text"/>
<p>Nationality*</p> <p>Afghanistan</p>	<p>Choose Campus :*</p> <p>-- Select Campus --</p>
<p>High School Curriculum :*</p> <p>-- Select Curriculum --</p>	<p>IELTS/EMSAT Math/SAT Score:*</p> <input type="text"/>

OTHER DETAILS

<p>When do you wish to start?</p> <p>Fall</p>	<p>Are you in receipt of other Zayed Scholarship /Discount / Financial Aid?</p> <p><input type="radio"/> Yes <input checked="" type="radio"/> No</p>
--	---

UPLOAD DOCUMENTS

<p>High School Diploma</p> <p><input type="button" value="Browse..."/> No file selected.</p>	<p>IELTS /TOFEL/EMSAT Certificate</p> <p><input type="button" value="Browse..."/> No file selected.</p>	<p>Passport and visa copy</p> <p><input type="button" value="Browse..."/> No file selected.</p>	<p>Personal Photo</p> <p><input type="button" value="Browse..."/> No file selected.</p>
<p>Positive letter of reference from most recent school</p> <p><input type="button" value="Browse..."/> No file selected.</p>	<p>Essay of personal achievements</p> <p><input type="button" value="Browse..."/> No file selected.</p>	<p>Proof of any awards</p> <p><input type="button" value="Browse..."/> No file selected.</p>	

Any or incomplete information submitted may invalidate my application.

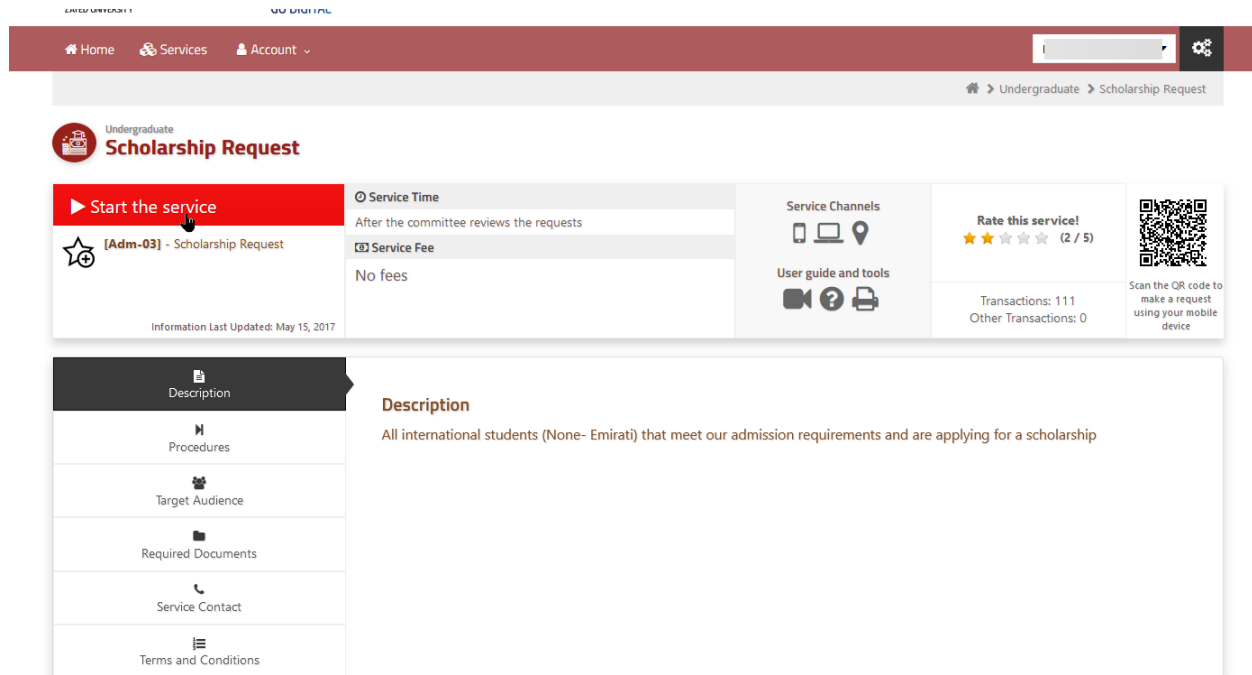
Saving as draft

You can save the form as draft in case you need to complete the information later.



Retrieving application

To retrieve your application, go to the e-Services Portal (<https://eservices.zu.ac.ae>), search for the **Scholarship Request** then click on **Start the service**.



The screenshot shows the Zayed University e-Services Portal. The top navigation bar includes 'Home', 'Services', and 'Account'. The main content area is titled 'Undergraduate Scholarship Request'. A red button labeled 'Start the service' is prominent. Below it, there are sections for 'Service Time' (After the committee reviews the requests), 'Service Fee' (No fees), 'Service Channels' (Mobile, Laptop, Location), and 'User guide and tools' (Help, Question mark, Print). A 'Rate this service!' section shows a 2/5 star rating and a QR code. The 'Description' section states: 'All international students (None- Emirati) that meet our admission requirements and are applying for a scholarship'.

Submitting your application

After completing the form, check the confirmation and click on **Submit**.

I confirm that, to the best of my knowledge, the information given in this form is correct and complete. I understand that any or incomplete information submitted in support of my application may invalidate my application and result in the withdrawal by Zayed University of an offered admission at any time during my enrollment. I authorize Zayed University to verify the information I have provided. I agree to notify the proper officials of the Institution of any changes in the information provided.



Your application has been submitted successfully!